

## For Police Forces

---

Keytracker systems are already benefitting Police Forces in both the U.S.A. and the U.K.

### At a glance, you can now know...

...who has the keys to that urgently needed vehicle or room

...who has that "missing" radio, alcometer, camera or other piece of equipment



### Ensure...

...the immediate return of all keys and equipment after use

...the full and efficient utilisation of all property, equipment and working areas

...the safe keeping and security of all property, equipment and working areas when not in use

### How it works...

...each officer is issued with a unique security "access peg" which identifies him or her. These pegs are used to quickly access keys or equipment to which the officer is authorised. Whilst the accessed item is in their possession the peg cannot be removed, identifying the current user until the item has been returned. **It's that simple!**



next  
section

## Radio Tracking For Police Forces

---

- Equipment and key storage
- Optimise use of key equipment
- Ensure immediate returns
- Colour coded key user info

For radios, mobile phones, key storage and other small portable items like meters.



This system ensures key storage and **optimum usage** of each item, avoiding unnecessary purchase of "spare" radios to allow for those left in desks or cars. **The users**

**peg cannot be removed until the radio is returned.** The colour of the peg shows which department they are from, whilst the engraved number or initials tells exactly who they are, ensuring its immediate return when the job is finished. **No more lost units or wasted purchase of "spare" units.**

Very simply each radio or mobile phone is securely attached to a small plastic "retaining identity peg" that locates in the storage board. To gain access the authorised user inserts their own personal issue access key peg into the hole next to the radio, turning firmly to the left to release the radio.




Single storage units also available for larger items such as photographic equipment or projectors.

next  
section

## Motor Dealer Key Management

---

- No more lost keys or vehicles
- Fast access to keys
- Efficient key management
- Efficient vehicle management
- Insurance company approved

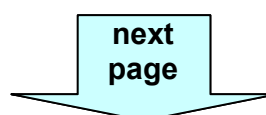


Guarantees **fast access** to keys. **Anti-tamper key fobs** ensure keys cannot be removed by any unauthorised person and that bunches can only be returned complete. The complete modular system key board (or multiples) may be fitted in permanent positions, or be removable.




Numbered **Mirror Plaques** or key numbers on the stock sheet clearly identify each vehicle to its matching numbered **key position**.

**No more wasted time spent looking for vehicle keys!  
NEVER LOSE ANOTHER KEY...OR VEHICLE! ...even for a few  
minutes**



The complete modular system **key board** (or multiples) may be fitted in permanent positions, or be removable, if required, (with keys still retained) for site change and/or security reasons. (Keys remain secured during key board relocation).



Colour-coded **access pegs** for each Department include personal numbering for each authorised staff member.

Printed **access chart** sited alongside Key Tracker provides instant department and user identification.

No.	COLOUR	DEPARTMENT	NAME
1	GREEN	TECHNICIAN	PAUL JOH
2	GREEN	TECHNICIAN	JOHN SMY
3	GREEN	TECHNICIAN	JOHN SMY
11	RED	SALES	JOHN SMY
12	RED	SALES	ANDY JAMES
13	RED	SALES	ANDY JAMES
21	RED	SALES	ANDY JAMES
22	GREY	SALETON	ANDY JAMES
23	GREY	SALETON	ANDY JAMES

Users' **access pegs** cannot be removed until keys have been returned.

## **SOME OF THE BENEFITS OF USING KEYTRACKER TOTAL VEHICLE KEY MANAGEMENT & CONTROL SYSTEM**

Complete flexibility allows for any size system - and may be added to at any time.

As a result of having your modular system installed:

- You will benefit by having your keys professionally re-organised and thereafter always know at-a-glance:
- Exactly who is using any vehicle at any time and why – by just looking at the Keytracker board.
- Exactly what stage any vehicle is in, at any time (whether the vehicle is available for sale, PDI, service, awaiting collection etc.) – by just looking at the Keytracker board.

next  
page

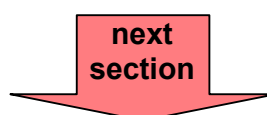
- Exactly why each vehicle is on site (for sale, service, demo, awaiting parts etc.) -by looking at the vehicles' mirror plaque colour or Keytracker board.
- Delegate responsibility for every vehicle to only one specific individual at a time, when in use.
- Ensuring return of all keys as soon as they are finished with – every time.

All authorised employees will benefit by:

- Never spending any more time looking for keys (knowing that within seconds of approaching the Keytracker system board, the keys required will be in their hands – Guaranteed – or they will know exactly who has them and why).
- Always being able to access any vehicle quickly, at any time.
- Always knowing exactly who has control of a required vehicle at any time.

Your company and all customers will benefit by:

- Best practical overall key security: As cars become more secure – thieves are now taking the keys – Keytracker security seals prevent opportunist theft.
- Maximum key-related efficiency: No more wasted time searching for keys.
- Quicker service: Faster key access and knowing who has control of any one vehicle at any time.
- More secure key handling: Delegating responsibility to an individual employee for each vehicle in use at all times.



## For Estate Agents

---

- Find the correct keys fast!
- Ensure quick return of keys
- Colour coded user information
- Total secure key organisation



The engraved peg number or initials tell who has issued these keys. This ensures all keys are returned promptly or encourages confident "chase-up" phone calls.

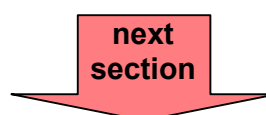
The property keys are simply attached to a numbered retaining peg with an anti-tamper seal which is located in the system board above the address or property code. In this way the agent will always be able to find the correct keys quickly.

To gain removal a coloured and numbered access peg is inserted and turned to the left. This is not removable until the keys are returned, telling the situation with every property at all times. For example:

- The **yellow** peg shows that the **painters** are in No. 12
- The **blue** peg shows that a **surveyor** is in No. 32
- The **red** peg shows that a **client** is viewing property No. 214

1	yellow	D. Smith Painters
2	blue	John Taylor, Survey
3	red	Dave Jones
4	red	Paul Thompson
5	blue	A Davis, Surveyor
6	yellow	S Bailey, Painter

It is recommended that the keys are housed inside secure cabinets and we also supply made-to-order designs to satisfy your requirements.



## For Security Companies

---

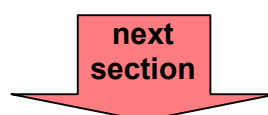
- Total key control
- Fewer key searches



Keys often need to be carried in a vehicle securely and the Keytracker security board allows keys to be moved without getting mixed with others, ensuring fast key recognition and access to authorised personnel only.

The keys are attached with a permanently numbered seal to a retaining peg in the board. These are then removed as required by inserting the coloured and numbered access peg next to the required keys and turning firmly. The guards peg cannot be removed until the keys are returned. The system must be housed in a secure cabinet within the vehicle at all times.

Systems can also incorporate part "keyholding" sections for rarely accessed keys and have smaller "downloading" boards as required. Contact us to sort your exact requirements.



## For Key Holding Companies

---

- Full record of movements
- Prevents unauthorised access



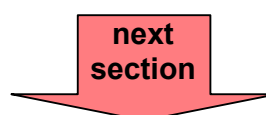
Key holding companies must ensure keys cannot be removed individually or as a bunch except as authorised and with a full record of movements.

Keytracker does this by sealing the key bunch together and to a numbered retaining peg with a uniquely numbered anti-tamper seal. The retaining peg is located in the system board and the bunch is in turn sealed to the board with another numbered seal enabling total key management.



**Even when transported the keys can never become detached.**

To remove these keys an authorised person must insert a coloured, numbered access peg and cut the retaining seal. The peg cannot be removed until the keys are returned, informing everyone who has them and why. The key bunch cannot be split-up because the second seal always stays intact. On return a new seal is used to hold the keys onto the keytracker, releasing the access peg. The new seal number is recorded on the keytracker key record chart.



## Key & Vehicle Tracking For Fleet Vehicle Operators

- No more missing keys
- Maximum use of vehicles
- Continual vehicle and user tracking



Each vehicle has a set of keys attached to a numbered retaining peg with an anti-tamper seal. This is located in the key tracker matching the vehicle description.

The colour and number of the inserted peg tells everyone exactly who has those keys or vehicle at that time, whilst ensuring their immediate return.

The vehicle keys may only be removed by inserting the users' coloured and numbered access peg in the hole next to the keys and turning firmly to the left.



Security cabinets may be used to house moveable or fixed key boards.